

# GOD'S MASTERPIECE – THE WORLD AROUND US

## The Creation Story (Genesis 1)

In the beginning God created the world...and the world was good. God was happy with what he created, he spent a lot of time making sure everything was just right and made the way that it should be. He also made every person on this planet and has a plan for them. He knows us and he is proud of us. Not only has God made humans, but he made them all unique and wonderful. Not one person is the same and in our communities we can see just how different we all are to each other. This is something that should be celebrated and we should take the time to learn about those around us who are different and those who are from other countries and cultures, celebrating their differences rather than judge them.

Below you will find a set of activities that are designed with friendship in mind to run either on their own or as a full night session based on the story of the Creation story with your group.

All the resources below can also be found on the resource area as individual activities. Please also see activities based on The Good Samaritan (Friendship) and David and Goliath (All about me) to get the full God's Masterpiece experience.

# Malva Pudding



Company/Seniors



30 – 90 minutes



The World Around Us



Baking

## WHAT YOU NEED

- Aprons
- Utensils as below
- Ingredients as below
- Printed out recipes (see below)

We are so lucky to live in a world that is full of exciting countries and cultures. This activity will allow the young people to take a minute to discover what it might be like to live in a different country and sample a tasty treat that they may have never had the experience to try.

This activity promotes the world around us to allow the young people to explore a new culture to learn something new, promote conversations and working together to complete the task and will get something rewarding from it.

Malva Pudding is Cape Town's favourite dessert and is served by many South Africans in their homes. It originates from the Afrikaans term; "malvaekker" which means marshmallow because of the puddings sweet taste like a marshmallow. Malva Pudding was made famous by Oprah Winfrey and was one of Nelson Mandela's favourite foods.

## INSTRUCTIONS

1. Introduce to the young people that in our world there are a variety of different cultures, there may even be someone in your company from a different country or culture.
2. Encourage the young people to wash their hands and put on aprons.
3. Give out the recipe and put the young people into groups.
4. Provide adult supervision throughout especially when using the oven.
5. While the bakes are cooking in the oven tidy up and when ready try your delicious treats and take them home.

# Malva Pudding – South Africa

A traditional South African pudding, this toffee-like sponge dessert is soaked in a sweet cream syrup which ups the ante in the sweetness stakes! Serve with ice-cream or whipped cream.

## For The Pudding:

150g plain flour  
1 ½ teaspoons bicarbonate of soda  
2 tablespoons apricot jam  
2 free range eggs  
175g brown sugar  
55g caster sugar  
200ml milk (preferably full fat)  
50g melted butter, plus extra for greasing  
1 tablespoon white wine or spirit vinegar

## For The Sauce

200ml double cream  
100ml milk (preferably full fat)  
160g caster sugar  
80g butter  
1 tablespoon vanilla extract  
Cream or ice cream to serve (optional)

## Method

1. Preheat the oven to 180°C/160°C Fan/Gas 4. Grease an ovenproof ceramic or glass dish that is approximately 20x30cm (8x12inch)
2. Place the flour in a large bowl and sprinkle over the bicarbonate of soda. In a separate bowl, whisk together the jam, eggs and sugar until pale in colour. Mix the milk, butter and vinegar together. Alternate adding a bit of the milk mixture, until everything is combined and forms a smooth batter.
3. Pour the batter into the prepared dish, cover with kitchen foil and bake for 35-40 minutes until the sponge is cooked through and bouncy to touch. Then remove the tinfoil and return the oven for another 10 minutes to brown the top. The edges will turn a dark brown which makes them caramel-like and chewy.
4. To make the sauce, heat all the ingredients and 5 tablespoons water in a saucepan over a medium heat. Simmer for 2 minutes then turn off the heat.
5. When cooked, remove the pudding from the oven and set aside for a few minutes. Pour over the hot sauce and leave to soak up for at least 10 minutes before serving. Serve the pudding with cream or ice cream, if desired.

Recipe taken for free from BBC Good Food.

# The World Around Us



Company/Seniors



15 - 20 minutes



The World Around Us



Quiz

## WHAT YOU NEED

- Paper
- Pens
- Quiz PDF on BBNI Resource area

These quizzes will allow the young people in the group to explore their knowledge of different countries from around the world and work together as team to try and get as many questions right as they can. God has made each of us unique and has made each country unique, full of beautiful cultures and communities that we should be proud of. God knows the world as there are as many grains of sand on a beach or as many hairs there are.

As an extended idea you could focus on a specific country and have a BB night where you explore games, food and facts about that country to put yourselves in someone else's shoes for the day.

## INSTRUCTIONS

1. Download the geography quiz sheets from the BBNI Resource Area, or you can make your own and put them on a big screen and make a quiz night out of it.
2. Pass out pen and papers for the young people to use.
3. At the end of each quiz go over the answers together.







Answers:






Flags		Countries	
1	Canada	1	Isle of Man
2	France	2	Northern Ireland
3	Spain	3	Japan
4	Peru	4	Germany
5	Italy	5	India
6	Iceland		
7	Madagascar		
8	Brazil		
9	Australia		
10	New Zealand		

# Company and Seniors World Quiz

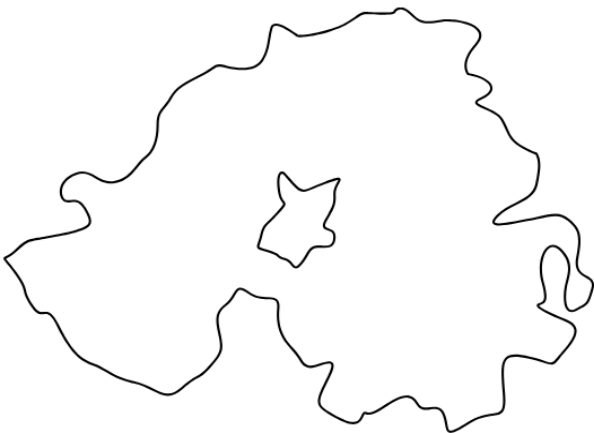
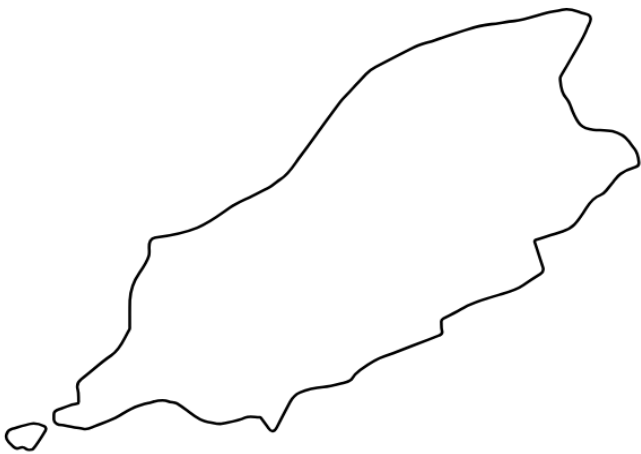
Round One:  
World Flags











Round Two:  
Name that country







# Sensory Games



Juniors/Company/Seniors



15 - 30 minutes



The World Around Us



Game

## WHAT YOU NEED

- Blindfolds
- Spoons
- Food assortment
- Tables
- Chairs
- Headphones

These games allow young people to see what it is like to live in someone else's shoes for a short period of time. This will encourage clear communication between the young people, trusting in each other and listening for instructions. In the Bible Jesus was loving and kind to all regardless of who they were. We should learn to treat others the same as Jesus did. While these short games will cause a lot of laughs it will be important to remind the young people that this is a normal day to day for a lot of people that they have never met.

These games could also lead on to having visitors in from charities such as the Guide Dogs.

## Sensory racing - INSTRUCTIONS

1. Put the young people into teams and prepare an obstacle course using chairs, tables and anything else you think will be useful in your church hall.
2. Allow the young people to run the course as they normally would and see who wins, if they want to go again that's fine.
3. Now get the team to nominate someone to run the race again, only this time they will be blindfolded, and they can pick someone to guide them. This one will not be a race but for an opportunity for the young people to communicate and trust each other.
4. Talk to the young people about the challenges certain people may face by not being able to see that well.

# Food tasting - INSTRUCTIONS

1. Put the young people into teams and prepare small samples of food for the young people to try – please be mindful of allergies!
2. Blindfold a member of the group, one at a time and get them to taste a food, if they can guess it, they will get a point.
3. An alternative version of this game is using baby food and seeing if they can guess what the meal is instead of whole foods.

# Lip reading challenge - INSTRUCTIONS

1. Put the young people into pairs and ask one of them to wear headphones.
2. The other young person (who can hear) will be given words to try and tell their partner, who must repeat it back to them.
3. For every right word they will get a point.
4. Allow each pair 2 or 3 minutes each so everyone to have a turn.
5. The team with the most correctly guessed words wins.

# Serving in The World Around Us



Company/Seniors



30 – 45 minutes



The World Around Us



Activities / Discussion

## WHAT YOU NEED

- Large sheet of paper or card
- Pens

In the Bible we are told that God entrusted the world to the people that He has made. These activity ideas will give you and the young people within your company a chance to give back to the community where your BB serves. We should be proud of the places that we come from and show those in our community what BB stands for “advancing Christ’s Kingdom” and we can do this for others as doing what Jesus would do, loving those around us and doing small acts of kindness to show His love.

These activities will promote kindness, community care, young people communicating their own ideas and acting on them showing teamwork and having respect for their own community and the world around them.

## INSTRUCTIONS

Come together and think about the community where your BB meets and encourage the young people to see if there is anything you can do as group to help in the local community.

Here are some ideas:

- Bake some cupcakes and deliver them round the local houses.
- Plant trees on church grounds and sow seeds for new plants to grow.
- Do a litter pick of the area.
- Host a coffee night for parents and guests in your church hall on a BB night to raise money for charity.
- Make hampers to give to the Food Banks.