

Scavenger Hunt

How many can you find?










What you need:

- A printed off list of items for each group.
- A clear zip lock bag to collect the items in.
- Any additional items on the checklist you think you may need extra of.

The challenge:

Challenge your young people to collect all the items on the scavenger hunt list.

Collect all the items in a plastic zip lock bag and bring them back as a team to win points, ticking them off the list as you go. You could even take photos of your young people finding them and make a collage to display how much fun they had.

 A green leaf <input type="checkbox"/>	 A Pinecone <input type="checkbox"/>	 Something you can recycle <input type="checkbox"/>
 A dandelion <input type="checkbox"/>	 A stone or a rock <input type="checkbox"/>	 A berry <input type="checkbox"/>
 A stick <input type="checkbox"/>	 A garden weed <input type="checkbox"/>	 An autumn leaf <input type="checkbox"/>